



















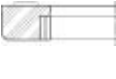

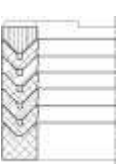
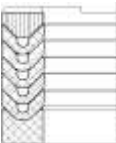
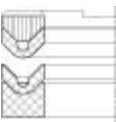
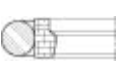
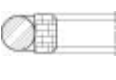






## Rod Seals

Cross-section	Profile	Applications			Working Conditions			
		Hydr.	Pneu.	Mining	Pressure max (bar)	Surface speed max (m/s)	Temp. min (°C)	Temp. max (°C)
	B3	•			400	0,5	-35	110
	BA	•			350	0,5	-35	80
	BD	•			500	0,5	-35	110
	BS	•			400	0,5	-35	110
	BU	•			500	0,5	-35	110
	C1	•			160	0,5	-35	100
	C1		•		16	1,0	-35	80
	C3	•			160	0,5	-35	100
	CR	•			350	4,0	-30	100
	E5 (NBR)		•		16	1,0	-30	80
	E5 (PUR)		•		16	1,0	-35	80
	E8		•		16	1,0	-20	80
	E9		•		16	1,0	-10	150
	EL (NBR)		•		10	1,0	-10	80
	EL (PUR)		•		16	1,0	-35	80
	EM		•		16	1,0	-35	80

	EP	•	16	1,0	-35	80
	EU	•	16	1,0	-35	80
	EV	•	16	1,0	-30	80
	GC	•	400	0,5	-35	110
	JA	•	315	1,0	-30	100
	M0	•	350	0,5	-40	100
	M2	•	350	0,5	-40	100
	M3	•	500	0,5	-40	100
	M5	•	500	0,5	-40	100
	OD	•	400	4,0	-30	100
	ON	•	400	4,0	-30	100
	Q3	•	250	0,5	-30	100
	R3	•	315	0,5	-30	100
	Z9	•	16	1,0	-20	80
	ZJ	•	500	0,1	5 -20	60 -100

Working data stated above are valid for standard materials and use in standard media.

For more detailed Information, please consult the perspective catalogue pages for the seal profile.

**Parker Hannifin GmbH & Co.**



**KG**

Prädifa - Packing Division  
Postfach 1641  
D-74306 Bietigheim-Bissingen  
Telefon +49 (0) 7142 351-0  
Telefax +49 (0) 7142 351-293

[Top](#)

[Exit](#)